

RED LASER DIODE

DL-3148-235

SANYO

Ver.2 Jan. 2002

Features

- Short wavelength : 635 nm (Typ.)
- Output power : 3 mW CW
- Low threshold current : $I_{th} = 20$ mA (Typ.)
- Low operating voltage : $V_{op} = 2.2$ V (Typ.)
- Small package : $\phi 5.6$ mm

Applications

Laser pointer

Absolute Maximum Ratings

($T_c=25^\circ\text{C}$)

Parameter		Symbol	Ratings	Unit
Light Output	CW	P_o	3	mW
Reverse Voltage	Laser	VR	2	V
	PD		30	
Operating Temperature		T_{opr}	-10 to +50	$^\circ\text{C}$
Storage Temperature		T_{stg}	-40 to +85	$^\circ\text{C}$

Electrical and Optical Characteristics

^{1) 2)}

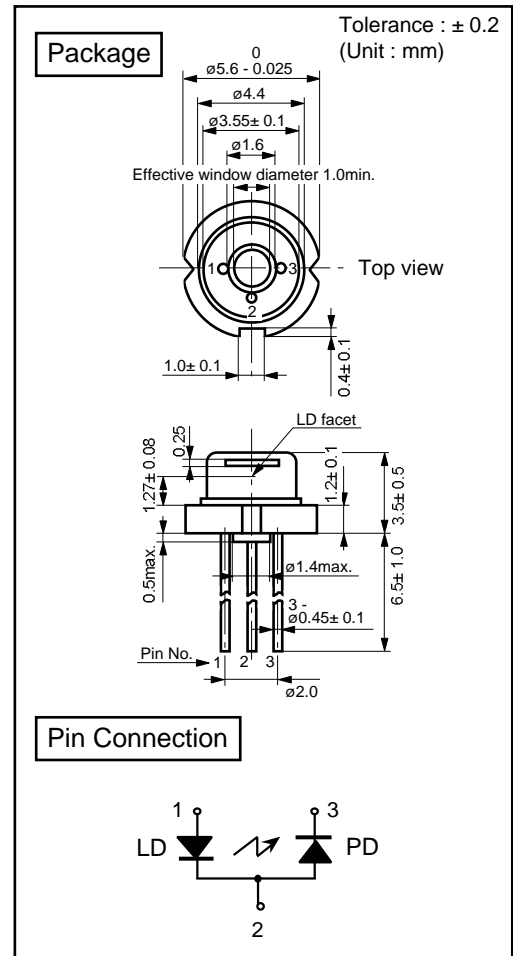
($T_c=25^\circ\text{C}$)

Parameter		Symbol	Condition	Min.	Typ.	Max.	Unit
Threshold Current		I_{th}	CW	-	20	40	mA
Operating Current		I_{op}	$P_o=3\text{mW}$	-	25	45	mA
Operating Voltage		V_{op}	$P_o=3\text{mW}$	-	2.2	2.4	V
Lasing Wavelength		L_p	$P_o=3\text{mW}$	630	635	640	nm
Beam ³⁾ Divergence	Perpendicular	Q_v	$P_o=3\text{mW}$	25	30	35	$^\circ$
	Parallel	Q_h	$P_o=3\text{mW}$	6	8	10	$^\circ$
Off Axis Angle	Perpendicular	dQ_v	-	-	-	± 3	$^\circ$
	Parallel	dQ_h	-	-	-	± 3	$^\circ$
Differential Efficiency		dP_o/dI_{op}	-	-	0.5	-	mW/mA
Monitoring Output Current		I_m	$P_o=3\text{mW}$	0.08	0.15	0.4	mA
Astigmatism		A_s	$P_o=3\text{mW}$	-	8	-	μm

1) Initial values 2) All the above values are evaluated with Tottori Sanyo's measuring apparatus

3) Full angle at half maximum

Note : The above product specification are subject to change without notice.



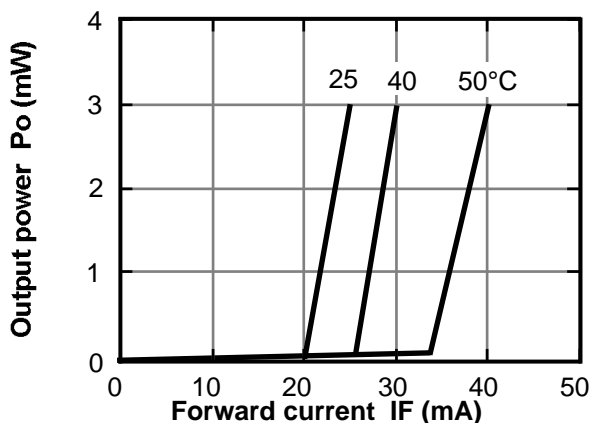
Tottori SANYO Electric Co., Ltd. Electronic Device Business Headquarters

LED Division

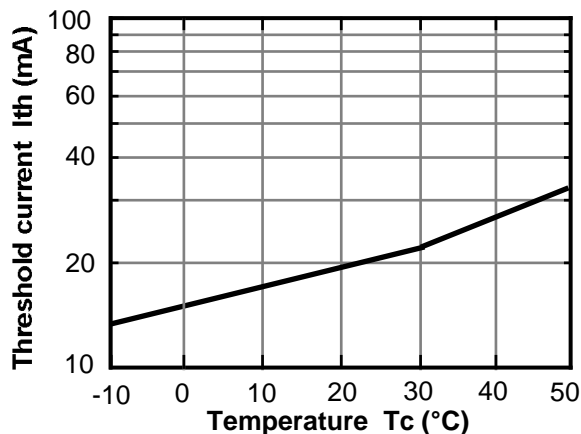
5-318, Tachikawa, Tottori 680-8634 Japan TEL : +81-857-21-2137 FAX : +81-857-21-2161

Characteristics

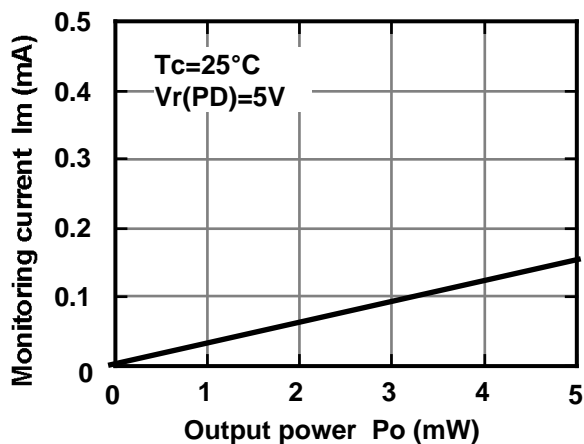
Output power vs. Forward current



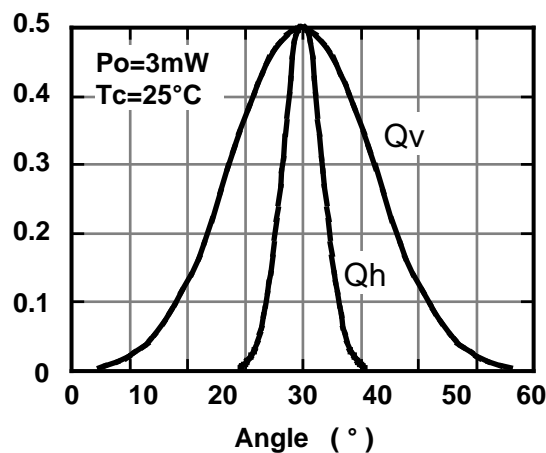
Threshold current vs. Temperature



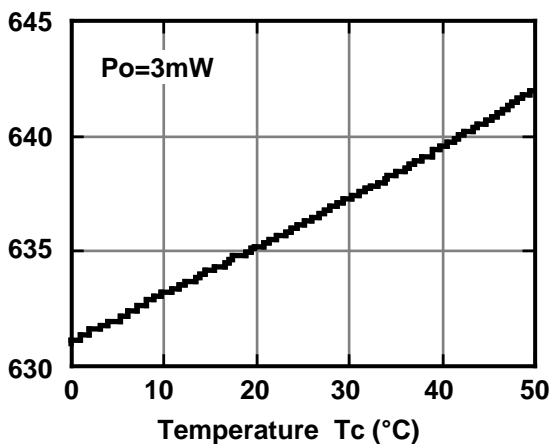
Monitoring current vs. Output power



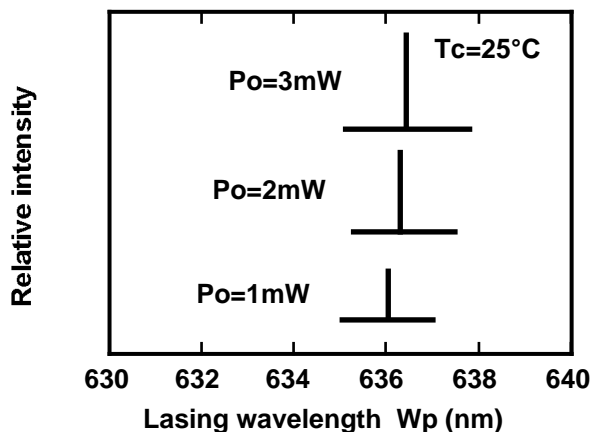
Beam divergence



Lasing wavelength vs. Temperature



Lasing wavelength vs. Output power



This is typical data and it may not represent all products.